


Network Color Laser Printer

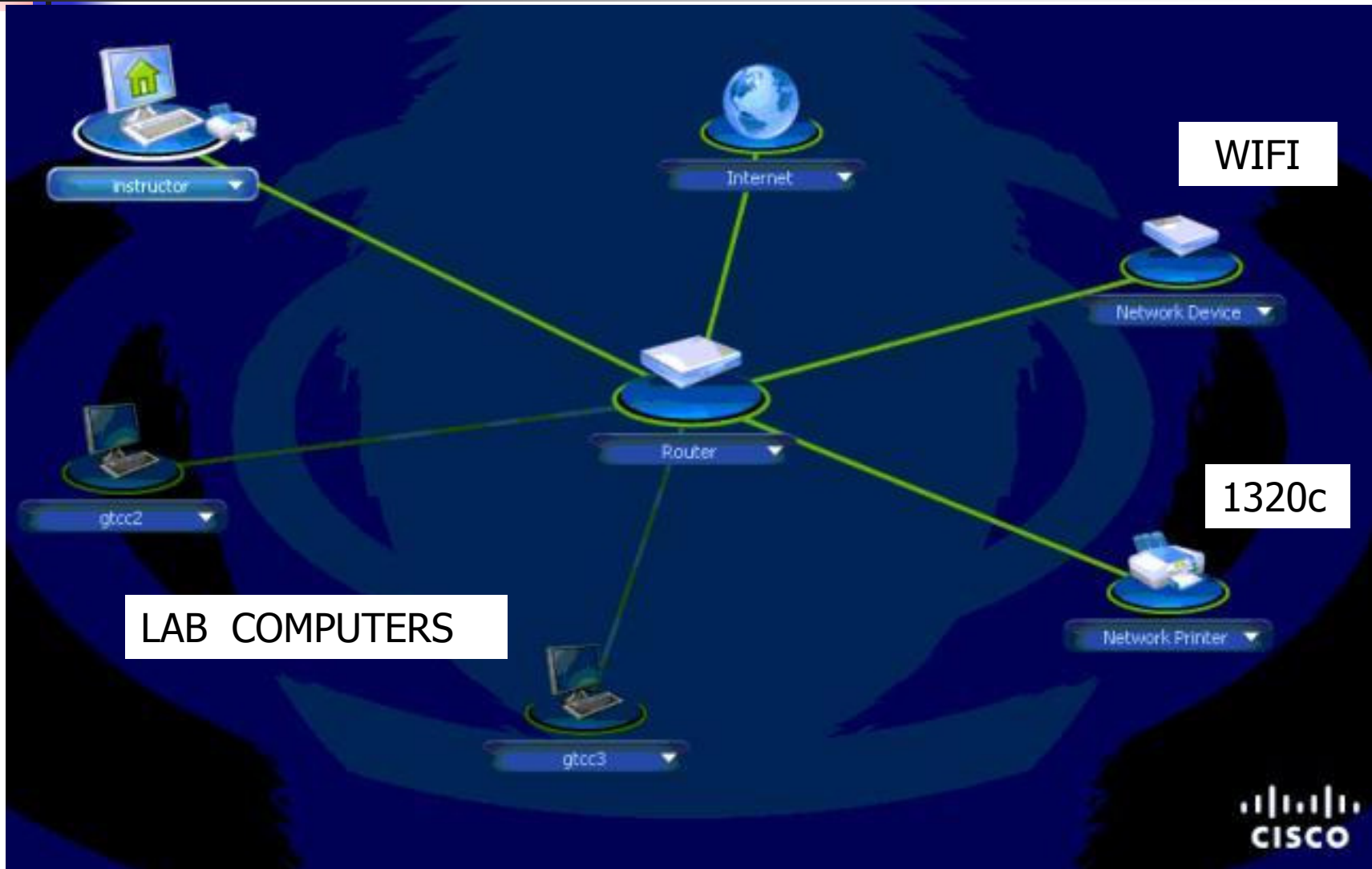
Dell 1320c



- * Printer cost \$200
- * Good for 1000 prints (toner)
- * 20 cents per copy
- * Good for color printing (not a picture printer)
- * Connected to the GTCC network – Every computer can print to it
- * Use with Fine Print - should last 10 years in GTCC lab – then buy new printer
(10 copies per class x 1 class per month x 12 months = 10 years)

- * Print your photos at FM, Bi-mart. Rite Aid, Cost Co --- 15 to 30 cents per print

GTCC COMPUTER LAB NETWORK




Print your Photos' Down Town



Plug in here

- * Less expensive per print
- * Better quality
- * Longer life prints
- * Better Paper
- * More formats – calendars, books, etc





FINEPRINT

Printing Utility Software

- * This program will save 80 % of paper and ink :
 - by printing 1 to 8 pages per sheet of paper
 - Print front and back of paper
 - print from any program
 - configure it's self to your printer
 - Print Booklets
 - Make PDF files
 - Water marks
- * Install like it was a Printer
- * When you "print" in any program select "Fine Print"
- * If you don't like the tag line – buy the program
- * **<http://fineprint.com/>**

Keep in touch with Parker's Review

Click Here on the
GT web page



GREENTREES COMPUTER CLUB

GREENTREES VILLAGE. COM

<http://greentreesvillage.com/>

Read what you missed here



Class & Club Happenings
Greentrees Computer Club, Florence, Oregon

July 15, 2009 -- Jep Norwood answered questions from an advanced computer club class of 15 persons this morning on topics ranging from the latest Microsoft browser to what programs he considers worthless. – He again advised against downloading

Backup your computer In 5 Minutes



4 G - \$10



- * I am shocked, No one (almost), in GreenTrees has backed up their computer !!!!
- * Backup your computer today
- * 10 key clicks will do it and this demo will show you how

EVERYONE NEEDS TO WATCH THIS DEMO



10 Clicks will do the job

Click On:

- **Start** -(PLUG IN BACKUP DRIVE AND NOTE NAME)
- **My Computer**
- (your)**Documents**
- **Edit**
- **Select All**
- **Edit**
- **Copy to Folder**
- (backup drive)
- **Copy**
- **Yes to all**



PASSWORD VAULT USING "MS WORD"

How many passwords do you have?

Do you have 3, 5, 20 passwords?

Don't even tell me you always use the same password for everything so you will not forget it.

Did you know that it is recommended to change your passwords every year? No one ever does, it is just too much work and too hard to remember the passwords.

If you are writing the passwords on a piece of paper, you are at great risk of loss, theft, and getting out of date.



Require a password to open or modify a file

USING MS-WORD

On the **Tools** menu, click **Options**, and then click **Security**.

Do one of the following: [Create a password to open](#)

In the **Password to open** box, type a password, and then click **OK**.

In the **Reenter password to open** box, type the password again, and then click **OK**.

Save the file as you normally would

SECURITY is good because of 4 unknowns:

- 1 Know you have a password file
- 2 Know where the file is located
- 3 Know what the file name is.
- 4 Know the password